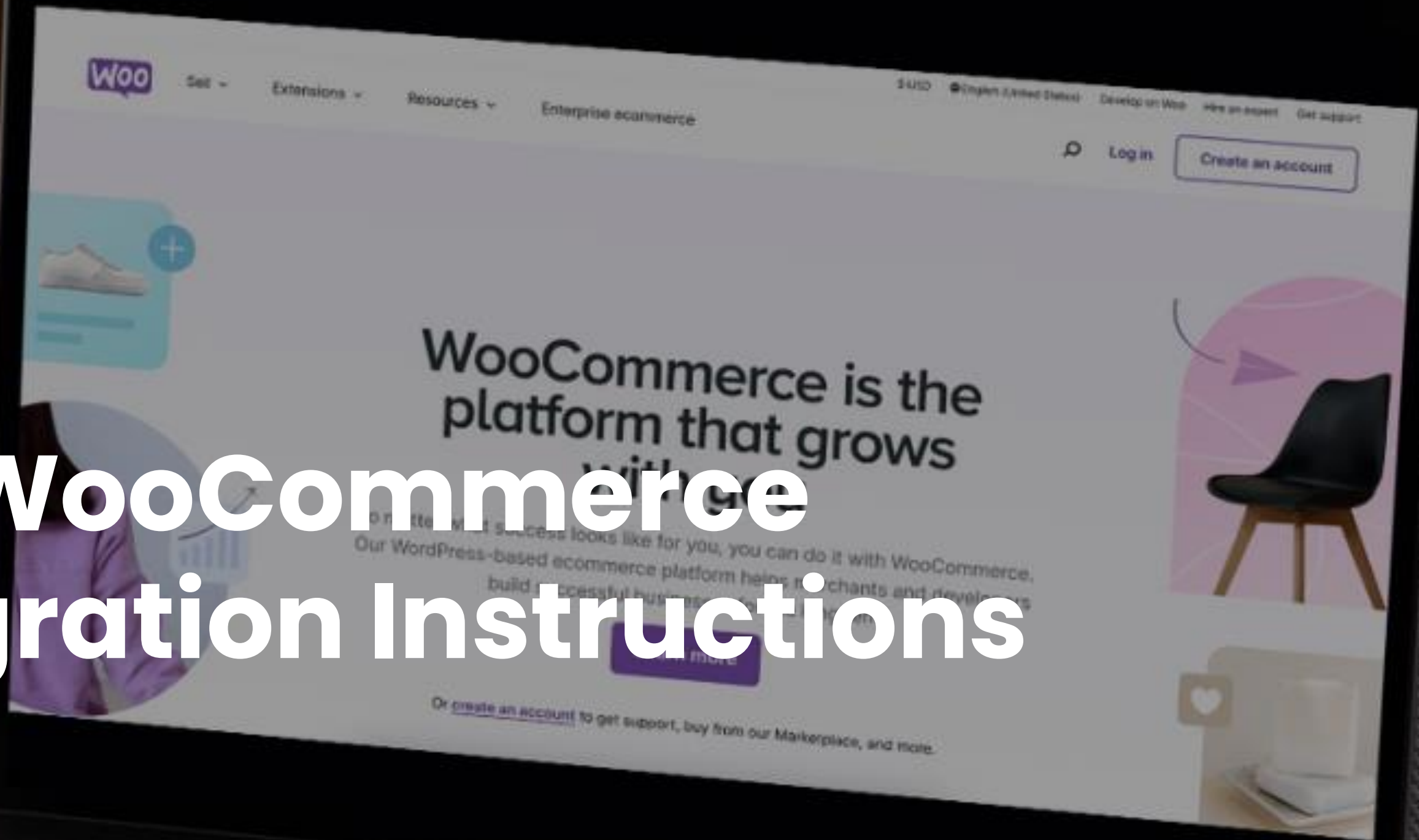


TAYLR.io

Better payment technology for small businesses

WooCommerce Integration Instructions



Step 1: Go to <https://github.com/Open-Payment-Network>

The screenshot shows the GitHub organization page for "Open Payment Network". The page includes a navigation bar with links for Product, Solutions, Resources, Open Source, Enterprise, and Pricing. The organization's profile shows 6 followers and is located in the United Kingdom. The main content area is divided into "Popular repositories" and "People". The "Popular repositories" section lists six repositories: PHP-SDK, Java-SDK, Node-JS-SDK, Android-SDK, IOS-SDK, and WooCommerce. The "People" section states that the organization has no public members. The "Top languages" section shows PHP, Java, JavaScript, and Swift. The "Repositories" section at the bottom has a search bar and filters for Type, Language, and Sort. The "WooCommerce" repository is highlighted with a red box.

github.com/Open-Payment-Network

Product Solutions Resources Open Source Enterprise Pricing Search or jump to...

Open Payment Network
6 followers United Kingdom

Overview Repositories 10 Projects Packages People

Popular repositories

- PHP-SDK** (Public) PHP 1
- Java-SDK** (Public) Java 1
- Node-JS-SDK** (Public) JavaScript 1
- Android-SDK** (Public) Java 1
- IOS-SDK** (Public) Swift 1
- WooCommerce** (Public) PHP 2

People
This organization has no public members. You must be a member to see who's a part of this organization.

Top languages
PHP Java JavaScript Swift

Repositories

Find a repository... Type Language Sort

- WooCommerce** (Public) PHP 0 stars MIT 2 forks 0 issues 0 pull requests Updated on Jul 8
- PrestaShop** (Public) PHP 0 stars MIT 0 forks 0 issues 0 pull requests Updated on May 9

Step 2: Click WooCommerce plugin

The screenshot shows the GitHub organization page for "Open Payment Network". The organization has 6 followers and is located in the United Kingdom. The page displays a list of popular repositories, including PHP-SDK, Java-SDK, Node-JS-SDK, Android-SDK, IOS-SDK, and WooCommerce. The WooCommerce repository is highlighted with a green box. Below the popular repositories, there is a search bar for repositories, and the search results show the WooCommerce repository selected.

github.com/Open-Payment-Network

Product Solutions Resources Open Source Enterprise Pricing Search or jump to...

Open Payment Network
6 followers United Kingdom

Overview Repositories 10 Projects Packages People

Popular repositories

- PHP-SDK (Public) PHP 1
- Java-SDK (Public) Java 1
- Node-JS-SDK (Public) JavaScript 1
- Android-SDK (Public) Java 1
- IOS-SDK (Public) Swift 1
- WooCommerce (Public) PHP 2

People
This organization has no public members. You must be a member to see who's a part of this organization.

Top languages
PHP Java JavaScript Swift

Repositories

Find a repository... Type Language Sort

WooCommerce (Public)
PHP 0 stars MIT license 2 forks 0 issues 0 pull requests Updated on Jul 8

PrestaShop (Public)
PHP 0 stars MIT license 0 forks 0 issues 0 pull requests Updated on May 9

Step 3 and 4: Click code

The screenshot shows the GitHub interface for the repository 'Open-Payment-Network / WooCommerce'. The repository is public and has 100 commits. A green box highlights the 'Code' button in the top right corner of the repository view. The file list shows various folders and files, including 'assets', 'includes', 'public', 'vendor', 'woo-includes', 'CHANGELOG.md', 'LICENSE', 'README.md', 'VERSION', 'composer.json', 'composer.lock', 'config.php', and 'payment-network.php'. The right sidebar shows repository details like 'About', 'Contributors', and 'Languages'.

Product Solutions Resources Open Source Enterprise Pricing Search or jump to...

Open-Payment-Network / WooCommerce Public

Code Pull requests Actions Projects Security Insights

main 1 Branch Tags Go to file Code

chris-wilson-cs Module updates 702fba1 · 4 months ago 100 Commits No description, website, or topics provided.

assets	Module updates	4 months ago
includes	Module updates	4 months ago
public	Initial commit of WooCommerce module	last year
vendor	Module updates	8 months ago
woo-includes	Initial commit of WooCommerce module	last year
CHANGELOG.md	Module updates	4 months ago
LICENSE	Initial commit of WooCommerce module	last year
README.md	New Apple Pay API changes	last year
VERSION	Module updates	4 months ago
composer.json	Initial commit of WooCommerce module	last year
composer.lock	Initial commit of WooCommerce module	last year
config.php	CS-5287: Add module version to transaction merchant data	last year
payment-network.php	New Apple Pay API changes	last year

Readme MIT license

Contributors 2

- CSLBC CSSupport
- chris-wilson-cs

Languages

- PHP 70.4%
- JavaScript 26.6%
- CSS 3.0%

Step 5: Upload Zip to WooCommerce

The screenshot shows the WordPress Plugins marketplace interface. On the left is a dark sidebar with a list of navigation items. The 'Plugins' item is highlighted with a green box and a callout that says 'Click Plugins'. In the top right corner of the main content area, there are two buttons: 'Installed Plugins' and 'Upload'. The 'Upload' button is highlighted with a green box and a callout that says 'Then Click Upload'. The main content area displays a search bar with the text 'Try searching "woocommerce"', a 'Discover' button, and several category links. Below this is a section titled 'Must-have premium plugins' with a 'Browse All' link. Six plugin cards are displayed in a grid, each with a logo, name, description, and price. The plugins shown are: Yoast SEO Premium (£8.00 monthly), Sensei Pro (£8.00 monthly), WPBakery Page Builder (£7.00 monthly), Gravity Forms (£11.00 monthly), WooCommerce Subscriptions (£22.00 monthly, 3.0 stars), and Astra Pro (£4.00 monthly, 4.3 stars). At the bottom, there is a section titled 'Supercharging and monetizing your blog' with a 'Browse All' link.

Click Plugins

Upload

Then Click Upload

Step 4: Click download Zip

The screenshot shows the GitHub interface for the repository 'Open-Payment-Network / WooCommerce'. The repository is public and has a 'main' branch. A dropdown menu is open over the file list, showing options to clone the repository (via HTTPS or GitHub CLI) or to download the ZIP file. The 'Download ZIP' option is highlighted with a green rectangular box. The file list includes folders like 'assets', 'includes', 'public', and 'vendor', and files like 'CHANGELOG.md', 'LICENSE', 'README.md', 'VERSION', 'composer.json', 'composer.lock', 'config.php', and 'payment-network.php'. The right sidebar shows repository details, including 'About', 'Contributors' (2), and 'Languages' (PHP 70.4%, JavaScript 26.6%, CSS 3.0%).

Product Solutions Resources Open Source Enterprise Pricing

Open-Payment-Network / WooCommerce Public

Code Pull requests Actions Projects Security Insights

main 1 Branch Tags

Go to file Code

Clone

HTTPS GitHub CLI

https://github.com/Open-Payment-Network/WooCommerce

Clone using the web URL

Open with GitHub Desktop

Download ZIP

About

No description, website, or topics provided.

Readme MIT license Activity Custom properties 0 stars 0 watching 2 forks Report repository

Contributors 2

CSLBC CSSupport

chris-wilson-cs

Languages


PHP 70.4% JavaScript 26.6% CSS 3.0%

README MIT license

- Site Title
- Site Title
taylmerch.co.uk
Coming Soon
- My Home 4
- Upgrades Commerce
- My Mailboxes
- Orders
- Products
- Customers
- Payments 1
- Analytics
- Marketing
- Extensions
- Posts
- Media
- Pages

Plugins

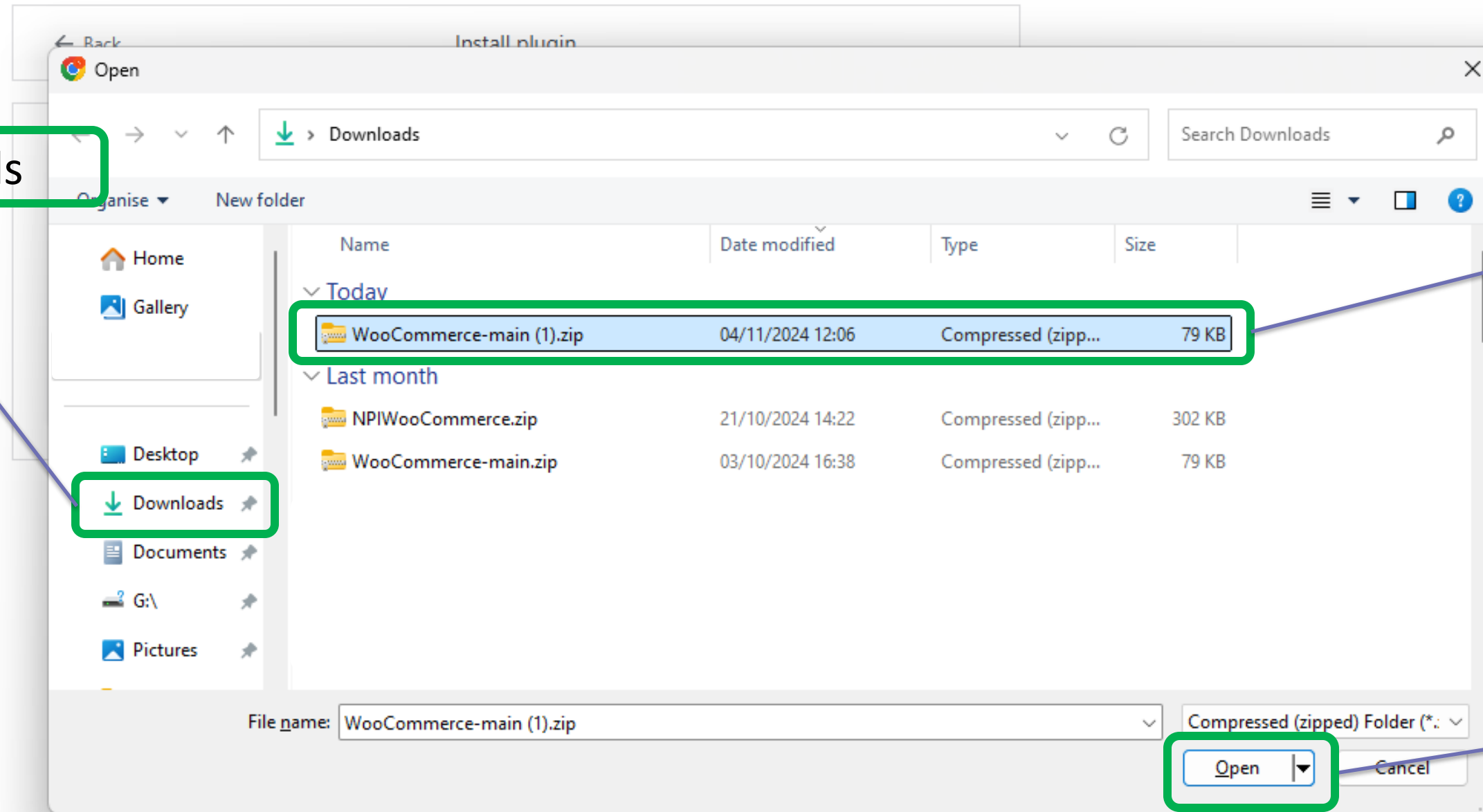
← Back Install plugin



Drop files or click here to install
Only single .zip files are accepted.

Click here to install

Plugins



Select Downloads

Select this file

Click Open

Step 6: Configuration

1. Select Settings

Then Select Woocommerce

The screenshot displays the WordPress Settings interface. The left sidebar contains a navigation menu with 'Settings' and 'WooCommerce' highlighted in green. The main content area shows the 'Payments' settings for 'Payment Network'. The 'Payments' tab in the top navigation bar is also highlighted in green. A blue box labeled '3. Select Payments' is positioned over the 'Payment Network' section. The configuration fields include:

- Enable/Disable:** Enable PAYMENT NETWORK
- Title:** Payment Network (This controls the title which the user sees during checkout.)
- Type of integration:** Direct 3 D Secure (This controls method of integration.)
- Description:** Pay securely via Credit / Debit Card with PaymentNetwork (This controls the description which the user sees during checkout.)
- Merchant ID:** 267533 (Please enter your Payment Network merchant ID)
- Merchant country code:** 372 (Please enter your Payment Network merchant country code)
- Signature Key:** TUJINDAT805a (Please enter the signature key for the merchant account.)
- Gateway URL:** https://payments.taylr.io/ (Please enter your gateway URL.)
- Responsive form:** Yes (This controls whether the payment form is responsive.)
- Customer wallets:** Yes (This controls whether wallets is enabled for customers on the hosted form.)
- Logging:** Critical (This controls if logging is turned on and how verbose it is. Warning! Logging will take up additional space, especially if Debug is selected.)

A 'Save changes' button is located at the bottom right of the settings panel.

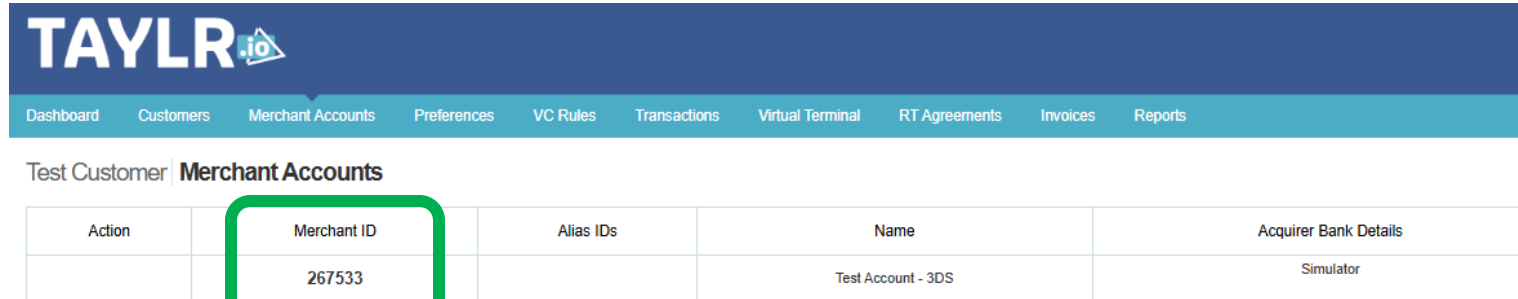
Required settings

This chooses the customer experience when they pay

This can be found in your merchant portal under merchant accounts

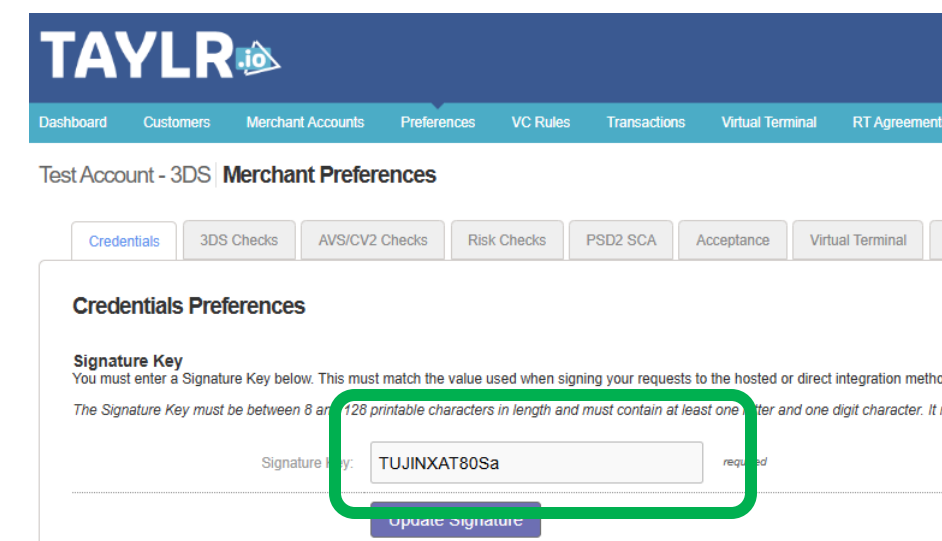
This can be found under preferences in the merchant portal

Once done click save



Merchant Accounts

Action	Merchant ID	Alias IDs	Name	Acquirer Bank Details
	267533		Test Account - 3DS	Simulator

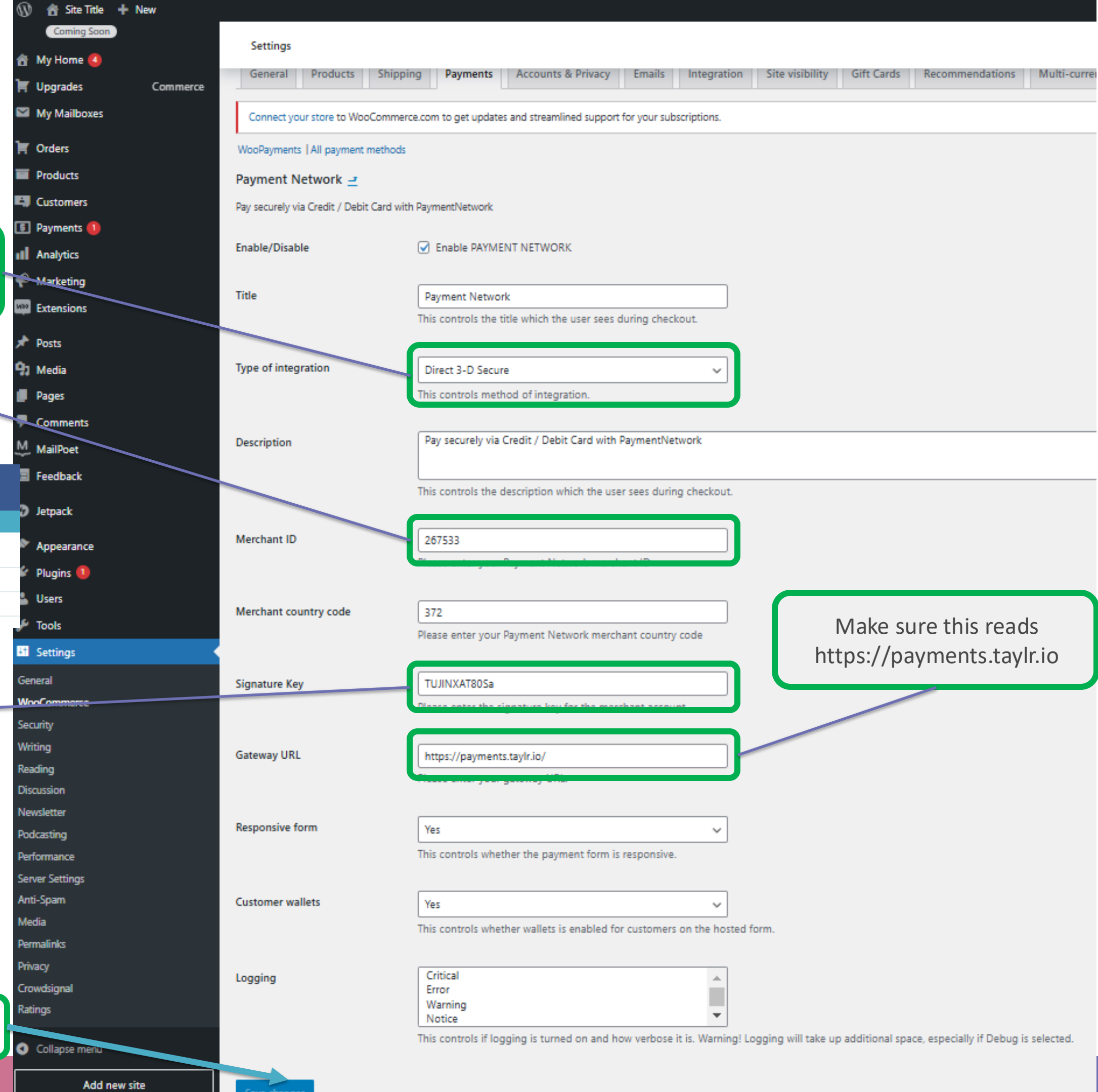


Merchant Preferences

Credentials Preferences

Signature Key
You must enter a Signature Key below. This must match the value used when signing your requests to the hosted or direct integration method. The Signature Key must be between 8 and 128 printable characters in length and must contain at least one letter and one digit character. It must be unique to your merchant account.

Signature Key:



Settings

Payments

Payment Network

Enable/Disable: Enable PAYMENT NETWORK

Title:

Type of integration:

Description:

Merchant ID:

Merchant country code:

Signature Key:

Gateway URL:

Responsive form:

Customer wallets:

Logging:

Step 7: Final touch

Edit the cart and checkout pages to switch the blocks back to their legacy/classic versions. Currently the checkout doesn't work with blocks.

INTEGRATION EXAMPLES

Type of integration examples: Direct 3d Secure

Built into website

Have a coupon? [Click here to enter your code](#)

Billing details

First name Last name

Company name (optional)

Country/Region

Street address

Apartment, suite, unit, etc. (optional)

Town / City

County (optional)

Postcode

Phone

Email address

I would like to receive exclusive emails with discounts and product information

Additional information

Order notes (optional)

Your order

Product	Subtotal
Bicycle Socks × 1	£10.00
Subtotal	£10.00
Total	£10.00

Have a gift card?

Enter your code

Payment Network

Pay securely via Credit / Debit Card with PaymentNetwork

Card Number

Card Expiry Date CW

Type of integration examples: Hosted

Redirect

taylmerch.co.uk/checkout/

Checkout

Have a coupon? [Click here to enter your code](#)

Billing details

First name *
Nic

Last name *
Verdino

Company name (optional)
taylr

Country/Region *
United Kingdom (UK)

Street address *
21a Alexandra Rd, Wimbledon

Apartment, suite, unit, etc. (optional)

Town / City *
London

County (optional)

Postcode *
SW19 7JZ

Phone *
+447711956479

Email address *
nic@taylr.io

I would like to receive exclusive emails with discounts and product information


Your order

Product	Subtotal
Bicycle Socks × 1	£10.00
Subtotal	£10.00
Total	£10.00

Have a gift card?

Enter your code...

Apply

Payment Network 

Pay securely via Credit / Debit Card with PaymentNetwork

Place order

Secure Payment to:
Test Account - 3DS

Purchase Amount:
GBP 10.00

Cardholder's Name *
Nic Verdino

Card Number *

Expiry Date *

CVV *

Address (Registered Billing Address)
21a Alexandra Rd, WimbledonLondonGB

Town / City
London

County

Post / Zip Code **Country ***
SW19 7JZ United Kingdom

Contact Email Address *
nic@taylr.io

Phone Number *
+44 7711956479

PAY NOW

Type of integration examples: Hosted embedded

The image shows a screenshot of a payment page for a website. At the top, there is a navigation bar with a site title, a search bar, and links for Home, About, Basket, Checkout, Contact us, FAQ, My account, News, and Shop. The current page is the checkout page, as indicated by the breadcrumb trail: Home > Checkout > Pay for order.

The main content area is titled "Pay for order". Below this, there is a summary of the order details:

ORDER NUMBER	123
DATE	4th November 2024
TOTAL	£10.00
ORDER METHOD	Payment Network

Below the order summary is a payment form. The form is titled "Secure Payment to: Test Account - 3DS". The purchase amount is GBP 10.00. The form includes the following fields:

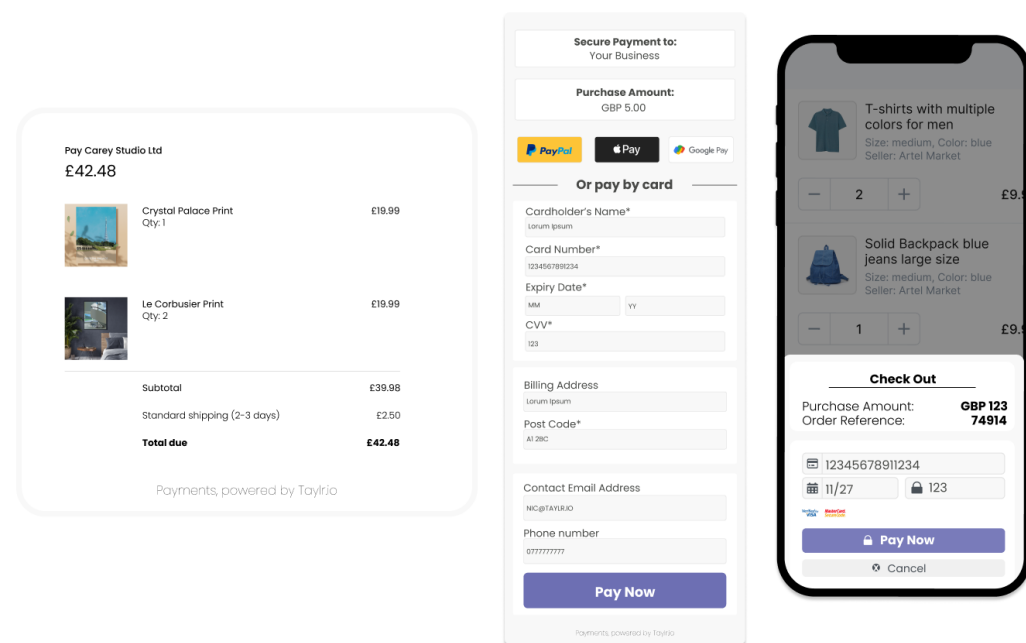
- Cardholder's name: Nic Vendino
- Card Number: [Redacted]
- Expiry date: [Redacted]
- CVV: [Redacted]
- Address (registered billing address): 71a Alexandra Rd, Wimbledon London SE
- Town / City: London
- County: [Redacted]
- Post / zip Code: SW19 7JZ
- Country: United Kingdom
- Contact email Address: nic@kayr.io
- Phone Number: +44 779955479

At the bottom of the form is a "PAY NOW" button. Below the button, it says "Payments powered by Stripe".

Taylr.io: better payment technology for small businesses.

You and your customers deserve the best payment experience. That means enterprise-grade payment technology for SME e-commerce businesses.

Taylr.io's payment integrations and plugins use market-leading payment technology providers to deliver exceptional e-commerce checkouts for your customers.



Easy integration into your business, with:

- Hosted forms or custom API integrations
- Virtual terminals and pay by link
- Remote payment links via email or text
- Recurring subscriptions payments

Reporting stats and all the data you need to learn more about business transactions.

Enterprise-level **fraud protection** as standard, with no addition fee

TAYLR.io 

nic@taylr.io